

Top Reasons to Buy AutoCAD LT 2011 Software

Take Control

AutoCAD LT® software is known for its productivity, compatibility, and reliability—with each release delivering drafting enhancements that help improve your workflow and accuracy. **Discover the competitive advantage that comes from using the latest version of the industry-leading 2D drafting and detailing software.**

Testing proves it: AutoCAD LT users can work up to 36 percent* faster with AutoCAD LT 2010 than with earlier versions. Now AutoCAD LT 2011 builds on productivity gains with new tools that help make everyday tasks easier, as well as with new features that provide flexibility and help you manage the appearance of drawings. The professional choice in 2D drafting software now offers more ways to improve your drawing productivity. Take control with AutoCAD LT 2011.

Document

Get more done, with fewer steps required to perform day-to-day drafting tasks.

Collaborate

Increase your communication accuracy, with greater control over a drawing's on-screen and plotted appearance.

Optimize

Make your software work the way you work, with access to online help and support on all available Microsoft operating systems.

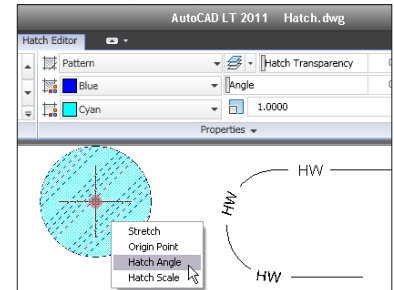
For more information about AutoCAD LT 2011 software, including a free** 30-day trial, go to www.autodesk.com/autocadlt.

To purchase, visit www.autodesk.com/reseller.

1 Improved Drafting Tools

Continual enhancements to 2D tools in AutoCAD LT® software help make drafting easier and more productive. In AutoCAD LT 2011, new grips for polyline and hatch editing enable you to more easily add or remove vertices or convert line segments to arcs, and vice versa. A new Hatch contextual user interface enables you to change a hatch's scale, angle, or origin on the fly. Text in linetypes always stays readable, regardless of the line's direction. When rotating a viewport, you can use one command to choose whether the view shown will maintain its original orientation or rotate along with the viewport.

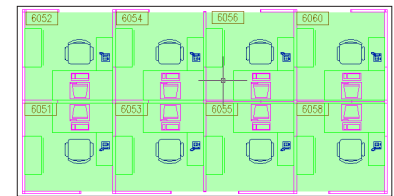
RESULT: Fewer steps needed to accomplish everyday drafting tasks.



2 Better Communication of Design Intent

Publish high-quality PDFs directly from AutoCAD LT to easily share information. Objects and layers in AutoCAD LT 2011 can be made transparent, so you can see through them. Transparency affects both plotting and on-screen appearance, giving you more options for identifying phases of work, highlighting areas of a drawing, and more. The new Hide and Isolate Objects tools enable you to display only the objects you need, regardless of their layer.

RESULT: Greater control over a drawing's on-screen and plotted appearance and high-quality PDF output for more effective communication and sharing.



3 Windows 7 Certification

AutoCAD LT 2011 is the first AutoCAD LT version to be Microsoft® Windows® 7 certified. Upgrade your hardware and operating system with the knowledge that both 32-bit and 64-bit versions of AutoCAD LT 2011 software are compatible with—and are supported on—all available Microsoft® operating systems, including Windows 7, Windows Vista®, and Windows XP.

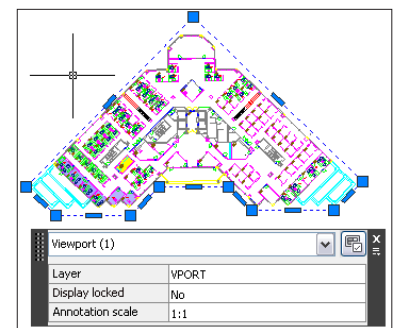
RESULT: Take advantage of the latest version of the popular Windows operating system.



4 Additional AutoCAD Functionality

Several tools previously available only in AutoCAD® software are accessible in AutoCAD LT software. In AutoCAD LT 2011, the new Quick Dimension tool enables you to more easily create a series of dimensions for selected objects. Create irregular boundaries or trace over objects with the Sketch command. Add colors and patterns to your drawings with gradient fills. Use the Align command to move, rotate, and scale objects to line up with other objects. Non-rectangular viewports are also supported, enabling you to create a viewport in any shape you need.

RESULT: More tools to enhance productivity.



5 File Format Compatibility

AutoCAD LT software enables you to open DWG™ files received from colleagues and clients, regardless of the version of AutoCAD® software used to create them. Save your own work to a variety of file formats, as far back as R14-compatible DWG files and R12-compatible DXF™ files.

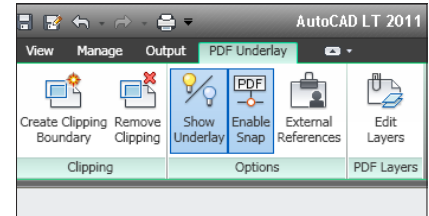
RESULT: Reduced risk of object incompatibilities due to file format changes.



6 Powerful External Reference Tools

The External References palette supports the use of PDF, DWF™, DGN, and image files (JPG, TIF, etc.) as underlays in DWG files, in addition to the traditional DWG references. Use object snaps with vector-based PDF or DWG files to locate new objects relative to geometry in the underlay. Open externally referenced files of any format with a simple mouse click, or edit DWG references in-place to make changes while continuing to view the host drawing's geometry. Use the Clip External Reference command to show only the relevant portions of a referenced file.

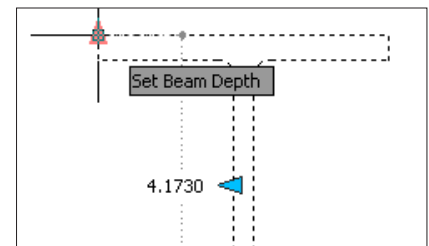
RESULT: Increased control and flexibility when sharing files.



7 Dynamic Blocks

The flexibility of Dynamic Blocks provides a powerful alternative to bloated block libraries containing multiple variations of similar block definitions. Dynamic Blocks enable you to modify a block's geometry without editing the block definition or erasing it and inserting a different block. With the Synchronize Attributes command, you can easily add or remove attributes from existing block definitions.

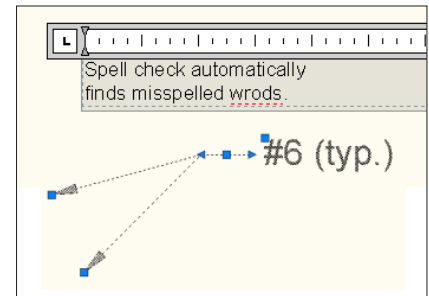
RESULT: More efficient block libraries, featuring the advantages of regular blocks plus the flexibility of multiple shapes and sizes.



8 Flexible Annotation Tools

Significant improvements in recent releases of AutoCAD LT to text, dimensions, multi-leader, and tables enable you to create and edit annotations faster and with more flexibility. Tables can be easily split into columns to fit into the available space. Misspelled words are automatically indicated with a dashed red underline. Add jog lines to dimensions, control the linetype of extension lines, and break extension lines around objects. Use multileaders to align notes, group similar keynotes, and associate multiple leader lines with one symbol or note. The Annotation Scaling feature automatically calculates text and dimension sizes, as well as block and hatch pattern scales, based on the drawing scale.

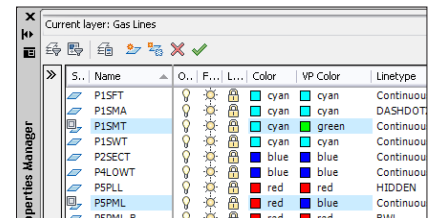
RESULT: Easier, more intuitive dimensioning and text editing, and greater control over the display of annotations.



9 Better Layer Management

Modifications you make in the Layer Properties Manager are instantly applied to the drawing, enabling you to immediately see the effects of your changes. The same layer can have different properties, such as color or linetype, in different viewports, so you can easily highlight specific information in each viewport. Layer management tools also let you select objects in the drawing in order to freeze, turn off, isolate, or lock their layer.

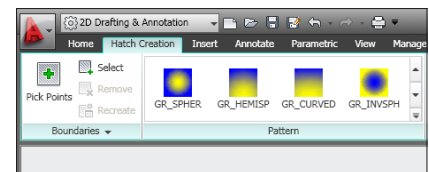
RESULT: Faster viewing of layer properties changes and clearer drawings with fewer layers.



10 Streamlined User Interface and Online Help

The AutoCAD LT user interface helps increase drafting productivity by presenting commands in a concise visual format that responds to both active commands and object selection. Quick View Layouts and Quick View Drawings provide fast and visual methods for activating a layout in an open drawing. The Quick Access toolbar provides constant one-click access to frequently used tools and commands. The new Online Help system in AutoCAD LT 2011 includes access to regularly updated content. You can link from a help topic directly to related information in the online AutoCAD Knowledge Base, discussion groups, and the AutoCAD Exchange community site to save time searching and navigating.

RESULT: Less time spent locating commands and switching between open drawings. Improved access to the most up-to-date help and support information.



*Burke, Inc. AutoCAD LT Productivity Test, 2009

**Free products are subject to the terms and conditions of the end-user license agreement that accompanies download of the software.

Autodesk, AutoCAD, AutoCAD LT, DWF, DWG, and DXF are registered trademarks or trademarks of Autodesk, Inc., and/or its subsidiaries and/or affiliates in the USA and/or other countries. All other brand names, product names, or trademarks belong to their respective holders. Autodesk reserves the right to alter product offerings and specifications at any time without notice, and is not responsible for typographical or graphical errors that may appear in this document.